

Registered Voters & PVCs Collected

for the 2023 General Election

www.inecnigeria.org





Summary of Registered Voters & PVCs Collected




| S/N | State | Registered Voters | No. of Collected PVCs | % of PVCs Collected | No of Uncollected PVCs | % of PVCs Uncollected |
|--------------|-------------|-------------------|-----------------------|---------------------|------------------------|-----------------------|
| 1 | ABIA | 2,120,808 | 1,949,197 | 91.9% | 171,626 | 8.1% |
| 2 | ADAMAWA | 2,196,566 | 1,970,650 | 89.7% | 225,916 | 10.3% |
| 3 | AKWA IBOM | 2,357,418 | 2,198,628 | 93.3% | 158,795 | 6.7% |
| 4 | ANAMBRA | 2,656,437 | 2,624,764 | 98.8% | 31,690 | 1.2% |
| 5 | BAUCHI | 2,749,268 | 2,721,780 | 99.0% | 27,662 | 1.0% |
| 6 | BAYELSA | 1,056,862 | 1,009,895 | 95.6% | 46,967 | 4.4% |
| 7 | BENUE | 2,777,727 | 2,607,141 | 93.9% | 170,586 | 6.1% |
| 8 | BORNO | 2,513,281 | 2,447,209 | 97.4% | 66,072 | 2.6% |
| 9 | CROSS RIVER | 1,766,466 | 1,672,810 | 94.7% | 93,667 | 5.3% |
| 10 | DELTA | 3,221,697 | 2,989,514 | 92.8% | 232,183 | 7.2% |
| 11 | EBONYI | 1,597,646 | 1,551,795 | 97.1% | 45,851 | 2.9% |
| 12 | EDO | 2,501,081 | 2,128,288 | 85.1% | 373,030 | 14.9% |
| 13 | EKITI | 987,647 | 958,052 | 97.0% | 29,595 | 3.0% |
| 14 | ENUGU | 2,112,793 | 1,995,389 | 94.4% | 117,404 | 5.6% |
| 15 | GOMBE | 1,575,794 | 1,534,954 | 97.4% | 40,840 | 2.6% |
| 16 | IMO | 2,419,922 | 2,280,339 | 94.2% | 139,583 | 5.8% |
| 17 | JIGAWA | 2,351,298 | 2,298,365 | 97.7% | 52,933 | 2.3% |
| 18 | KADUNA | 4,335,208 | 4,164,473 | 96.1% | 170,735 | 3.9% |
| 19 | KANO | 5,921,370 | 5,594,193 | 94.5% | 327,177 | 5.5% |
| 20 | KATSINA | 3,516,719 | 3,459,945 | 98.4% | 55,274 | 1.6% |
| 21 | KEBBI | 2,032,041 | 1,980,171 | 97.4% | 51,870 | 2.6% |
| 22 | KOGI | 1,932,654 | 1,813,741 | 93.8% | 118,945 | 6.2% |
| 23 | KWARA | 1,695,927 | 1,537,275 | 90.6% | 158,653 | 9.4% |
| 24 | LAGOS | 7,060,195 | 6,214,970 | 88.0% | 845,225 | 12.0% |
| 25 | NASARAWA | 1,899,244 | 1,847,752 | 97.3% | 51,495 | 2.7% |
| 26 | NIGER | 2,698,344 | 2,633,728 | 97.6% | 64,616 | 2.4% |
| 27 | OGUN | 2,688,305 | 2,278,063 | 84.7% | 410,281 | 15.3% |
| 28 | ONDO | 1,991,344 | 1,729,641 | 86.9% | 261,981 | 13.2% |
| 29 | OSUN | 1,954,800 | 1,594,066 | 81.5% | 360,794 | 18.5% |
| 30 | OYO | 3,276,675 | 2,761,421 | 84.3% | 515,254 | 15.7% |
| 31 | PLATEAU | 2,789,528 | 2,687,533 | 96.3% | 101,995 | 3.7% |
| 32 | RIVERS | 3,537,190 | 3,285,785 | 92.9% | 251,418 | 7.1% |
| 33 | SOKOTO | 2,172,056 | 2,097,798 | 96.6% | 74,091 | 3.4% |
| 34 | TARABA | 2,022,374 | 1,825,325 | 90.3% | 197,049 | 9.7% |
| 35 | YOBE | 1,485,146 | 1,437,851 | 96.8% | 47,295 | 3.2% |
| 36 | ZAMFARA | 1,926,870 | 1,850,055 | 96.0% | 76,815 | 4.0% |
| 37 | FCT | 1,570,307 | 1,476,451 | 94.0% | 93,868 | 6.0% |
| TOTAL | | 93,469,008 | 87,209,007 | 93.3% | 6,259,229 | 6.7% |



REGISTERED VOTERS



By State



Total

93,469,008



COLLECTED PVCs

as at 5th February 2023



Total

87,209,007 93.3%

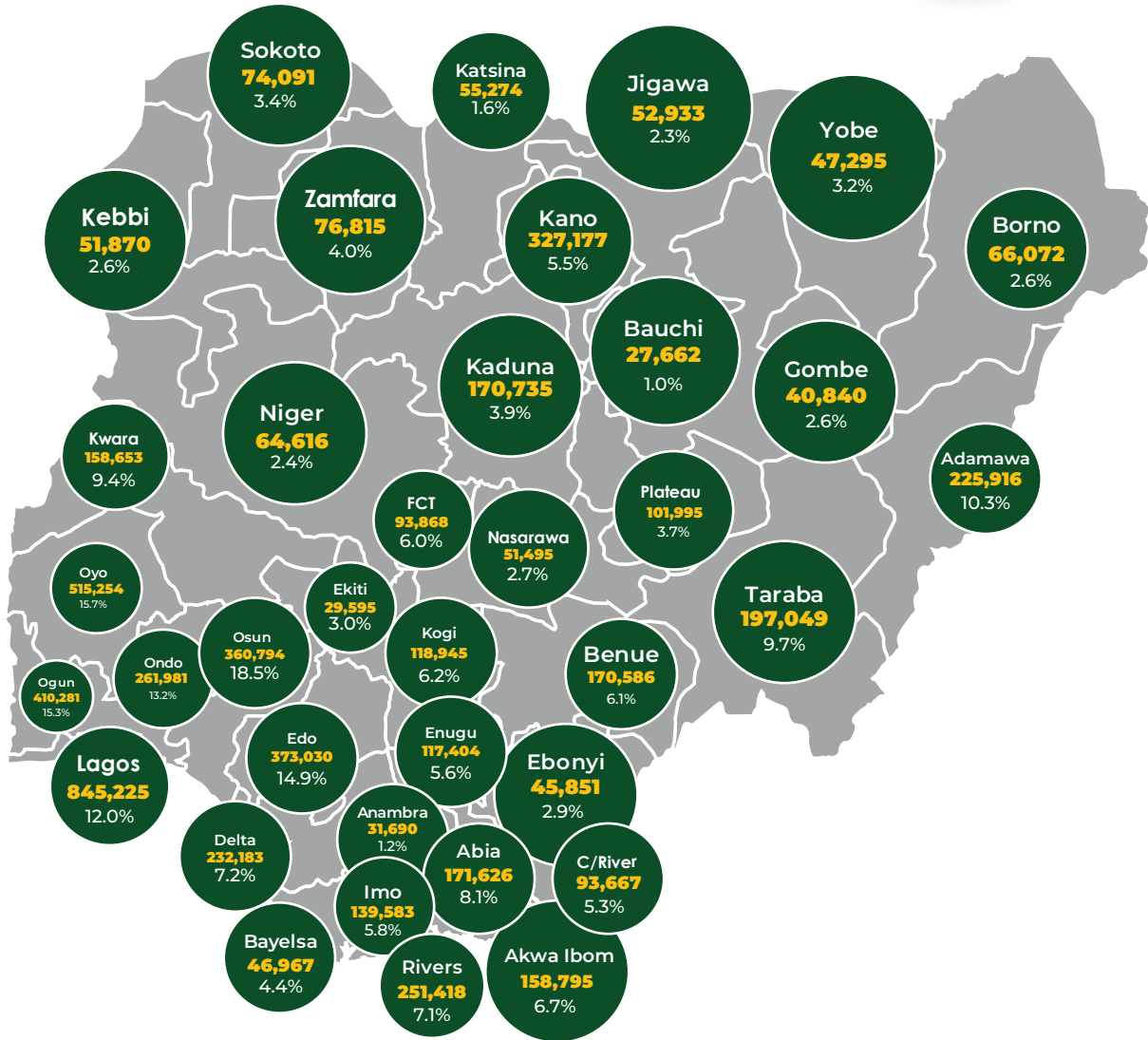


UNCOLLECTED PVCs

INDEPENDENT NATIONAL ELECTORAL COMMISSION



as at 5th February 2023



Total

6,259,229 6.7%

HOW TO LOCATE AND CONFIRM YOUR POLLING UNIT BEFORE ELECTION DAY



2 Different ways!

1 You can get it via SMS



Kindly text the name of your State, Lastname and the last 6 digits of your Voter Identification Number (VIN) to **09062830860** or **09062830861** to get your Polling unit name.

Example: FCT MAGAJI 445322

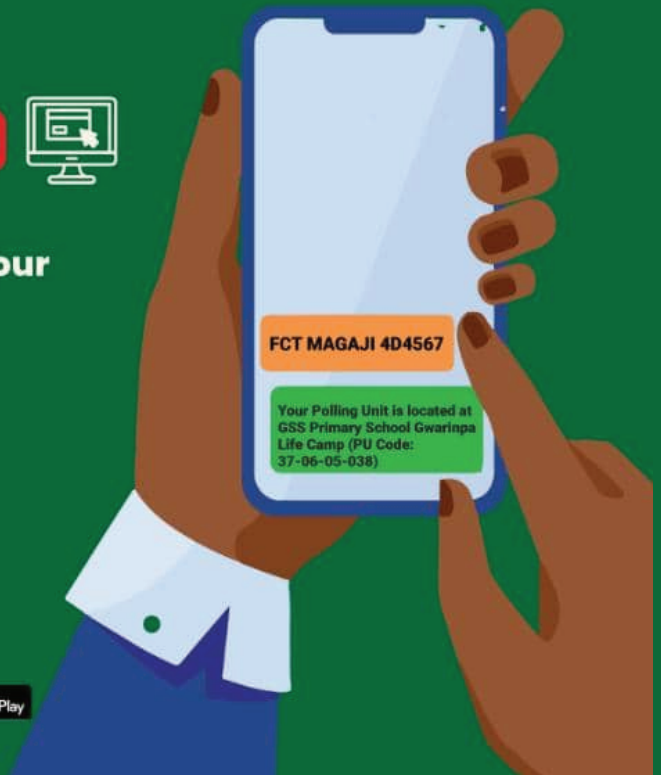
2 You can get it on INEC Website



Visit www.voters.inecnigeria.org or www.cvr.inecnigeria.org/vvs to get your Polling unit name.



Scan the QR Code to Begin



icc@inec.gov.ng
@inecnigeria
www.inecnigeria.org
www.inecnews.com



0700-CALL-INEC (0700-2255-4632)
09050858629, 08180958715
09025038466, 07062896047
Download 'MyInec' Mobile App

